

CITY OF WYNDHAM

CITY OF WYNDHAM

STATE OF THE MARKET

Wyndham is currently home to 30 active projects with a median land price of \$387,000 as of Dec.'23, an increase of 0.8% from 12 months ago. Its median land price also increased by 0.5% over the last 30 days.

Median land size is currently 350sqm, smaller than the median land size in Metropolitan Melbourne of 400sqm.

Werribee currently has a median land price of \$361,500 down 4.1% from 12 months ago. Whilst Truganina has a median land price of \$405,000, up 2.7% in comparison to December 2022.

Median house prices in Werribee is \$621,295 up 0.38% from last quarter. Whilst Donnybrook has a median house price of \$683,913 up 0.43% since September 2023.

Good news for buyers is that there is some expectation that interest rates will be cut and there will be a relaxation in lending requirements whilst overseas migration will continue to be at strong levels, increasing demand for housing. Stage 3 tax cuts, expected to start July 1 will bring some relief to middle income families to help with the current cost of living.

Median Prices and Lot Sizes | Dec.'23

1

Casey (S)

Size	400sqm
Dec.'23	\$482,000
YoY Change	\$24,000 4.98%

2

Cardinia (S)

Size	388sqm
Dec.'23	\$442,000
YoY Change	-\$33,000 -7.47%

3

Hume (N)

Size	400sqm
Dec.'23	\$415,250
YoY Change	\$5,250 1.26%

4

Greater Geelong (S)

Size	400sqm
Dec.'23	\$410,700
YoY Change	-\$4,300 -1.05%

5

Melton (W)

Size	388sqm
Dec.'23	\$406,000
YoY Change	\$5,000 1.23%

6

Whittlesea (N)

Size	376sqm
Dec.'23	\$399,000
YoY Change	\$2,500 0.63%

7

WYNDHAM (W)

Size	350sqm
Dec.'23	\$387,000
YoY Change	\$3,100 0.80%

8

Mitchell (N)

Size	511sqm
Dec.'23	\$340,000
YoY Change	-\$5,000 -1.47%



Population in Wyndham is expected to grow to 501,634 persons by 2041 or by over

10,272 persons per year.



The number of households in Wyndham is expected to grow to 167,291 by 2041 or over

3,601 households per year.



Lone person households are anticipated to increase by

88% by 2041

whilst family with children households will grow by 70%.



Houses in Werribee have a median rent of

\$420 per week

and a rental yield of 3.6%.

Source: REIV (Dec.'23)



There were

\$132,947,000

worth of residential building approvals in Nov.'23, up from \$108,217,000 in Jun.'23.

CITY OF WYNDHAM

GUIDE TO OFF-THE-PLAN HOMEBUYING:

The choice between buying off-the-plan or an established property requires careful consideration. Here is a list of benefits for first home buyers, investors and those seeking a modern home:

1. Developer incentives such as low deposits and rebates
2. Depreciation benefits and tenant appeal for investors
3. Warranty and low maintenance costs with newly built homes
4. Government incentives and stamp duty savings giving financial boost to first home buyers
5. Modern living, contemporary design and energy efficiency
6. Design it your way: Customisation and Personalisation to suit your needs

By considering these top ten factors, you will have a comprehensive understanding of the block of land you're considering. Armed with this knowledge, you can confidently make an informed decision that aligns with your vision for the property and maximizes its potential for growth and enjoyment.

Remember, purchasing land is a significant decision, and it pays to be thorough and diligent throughout the process. Happy land hunting!



Population in Wyndham is expected to grow to 501,634 persons by 2041 or by over

10,272 persons per year.



The number of households in Wyndham is expected to grow to 167,291 by 2041 or over

3,601 households per year.



Lone person households are anticipated to increase by

88% by 2041

whilst family with children households will grow by 70%.



Houses in Werribee have a median rent of

\$420 per week

and a rental yield of 3.6%.

Source: REIV (Dec.'23)






There were




\$132,947,000

worth of residential building approvals in Nov.'23, up from \$108,217,000 in Jun.'23.




Whittlesea | Wollert

 \$430,000 | 5.80%
 \$738,317 | 0.56%
 \$490,584 | 3.50%




Mitchell | Kilmore

 \$335,000 | 0.00%
 \$639,420 | 1.19%
 \$428,472 | -0.84%




Melton | Fraser Rise

 \$419,000 | 0.00%
 \$753,295 | 0.69%
 \$505,382 | -5.38%




Hume | Craigieburn

 \$448,000 | 3.90%
 \$676,722 | 0.23%
 \$440,413 | 0.19%


Wyndham | Werribee

 \$361,500 | -5.60%
 \$621,295 | 0.38%
 \$421,120 | -0.32%




Cardinia | Pakenham

 \$366,000 | -1.70%
 \$694,477 | 1.80%
 \$490,000 | 0.70%

Gr. Geelong | Armstrong Creek

 \$415,000 | 0.20%
 \$705,977 | 0.85%
 \$668,912 | -8.60%

Casey | Cranbourne East

 \$451,000 | -8.00%
 \$763,749 | 1.28%
 \$521,533 | 0.60%

% denotes YoY change | Note: Land price as of Dec.'23 | House and Unit prices as at Dec.'23
Source: Red23 Research (Dec.'23) | Corelogic (Dec.'23)

Key Economic Indicators - National Snapshot



Cash Rate

4.35%



Economic Growth

2.1%



Inflation

5.4%



Unemployment Rate

3.7%



Employment Growth

3.2%



Wage Growth

4.0%



Average Weekly Earnings

\$1,399¹⁰



Household Saving Ratio

1.1%



Population

26.4 million



Population Growth

2.4% YoY



Dwelling Approvals

-4.6% YoY



Household Lending Commitments

13.1% YoY

Source: RBA (4th January 2024) | ABS National, State and Territory population (Dec.'23) | ABS Building Approvals (Nov.'23) | ABS Lending indicators (Nov.'23)

WHAT RED23 OFFER

Red23 are a specialist sales and marketing partner for land and medium density development projects across the east coast of Australia.

We seamlessly create tailored marketing and sales strategies, based on timely and customised research to enhance new land and housing projects.

Our divisions include Acquisitions, Research, Project Marketing, New Homes, Marketing and Investments.

For more information about Red23, visit our website at www.red23.com.au or call us on 9540 0477.

DISCLAIMER:

The information has been produced as a general guide and does not constitute advice. Whilst the information has been prepared in good faith and with due care, no representation is made for the accuracy of the whole or any part of the publication. No liability for negligence or otherwise is assumed for any loss or damage suffered by any party resulting from their use of this publication. The whole or any part of this publication must not be reproduced, mirrored or copied without written consent.

© Copyright 2024 - Red23 Pty. Ltd.



Level 1, 529 Chapel Street, South Yarra, VIC 3141
03 9540 0477 www.red23.com.au